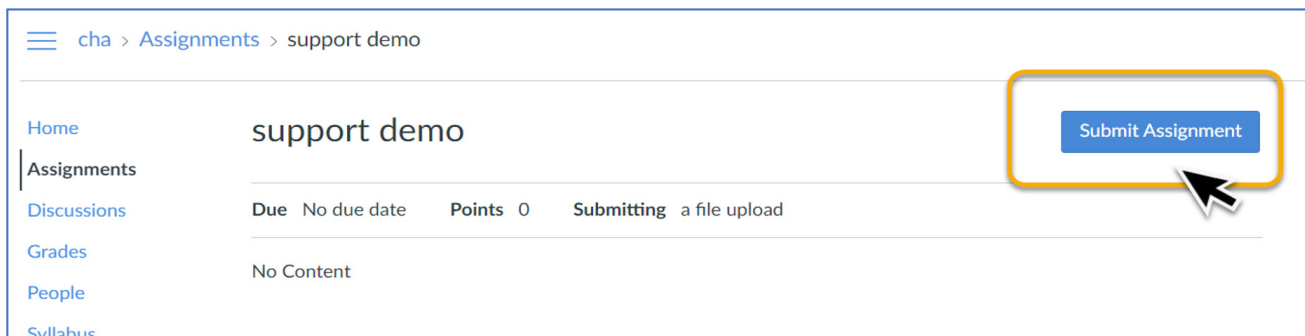


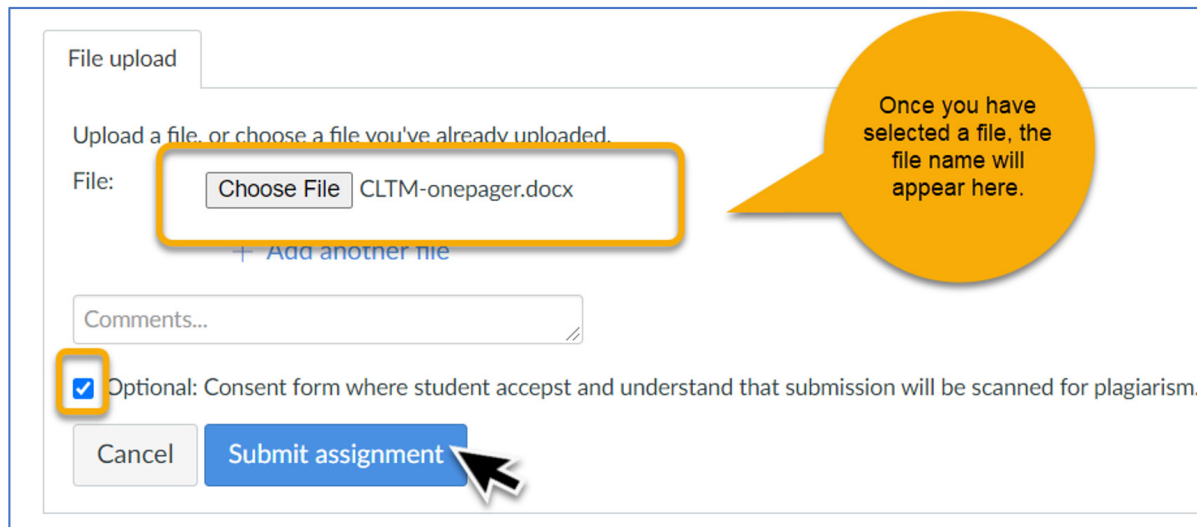
How to use Ouriginal in Canvas Student View

Student View of Submissions

Go into the desired Assignment and open it. Select 'Submit Assignment'.



Here you can submit your file for the assignment. You MUST select the 'Optional' box that says you agree to the submission pledge before you can submit the assignment.



Select 'Submit assignment'.



Student View of Results via Grades

Go to the relevant course and assignment.

cha > Assignments > support demo

Home
Assignments
Discussions
Grades
People
Syllabus
Conferences
Collaborations

support demo

Re-submit Assignment

Submission

✓ Submitted!
13 Dec at 9:33
[Submission details](#)
[Download CLTM-onepaper.docx](#)

Comments:
No comments

Go to Grades.

The Similarity Score from Ouriginal will not be visible on this page. However, a colored tab will appear in the far right of the assignment row. The colored tabs indicate a percentage score – see table for color percentages.

Test Student

Grades for Test Student

Print Grades

Arrange by
Due date
Apply

Name	Due	Status	Score	Out of
Urkund Demo	6 Jul by 11:15		100	
Extended Due Date	6 Jul by 17:15	MISSING	-	100
support demo			0	
Assignments			N/A	0.00 / 0.00
Total			N/A	0.00 / 0.00

Color	Percentage
Blue	<10%
Green	10% to < 25%
Yellow	25% to < 50%
Orange	50% to < 75%
Red	> 75%



Grades for Test Student

Print Grades

Arrange by
Due date ▼ Apply

Name	Due	Status	Score	Out of
Urkund Demo	6 Jul by 11:15			100
Assignments				
Extended Due Date	6 Jul by 17:15	MISSING	-	100

Originality report

When you hover your mouse over the colored tab, you can see that it is linked to the report. Select the link and a new tab will open on your Analysis Report.

Sometimes the colored tab does not appear immediately. When that happens, you will see a 'clock' icon showing that the file has been submitted and is 'pending' the results.

Test Student

Grades for Test Student

Print Grades

Arrange by
Due date ▼ Apply

Name	Due	Status	Score	Out of
Urkund Demo	6 Jul by 11:15			100
Extended Due Date	6 Jul by 17:15	MISSING	-	100
support demo				
Assignments			N/A	0.00 / 0.00
Total			N/A	0.00 / 0.00

Similarity score -- pending

Student View of Results via Assignments

Go to courses and select the relevant course.

Go to Assignments and select the appropriate assignment.

Select 'Submission details' on the right-hand side of your screen.

Home

Assignments

Discussions

Grades

People

Syllabus

support demo

Re-submit Assignment

Due No due date Points 0 Submitting a file upload

No Content

Submission

✓ Submitted!

13 Dec at 9:33

Submission details

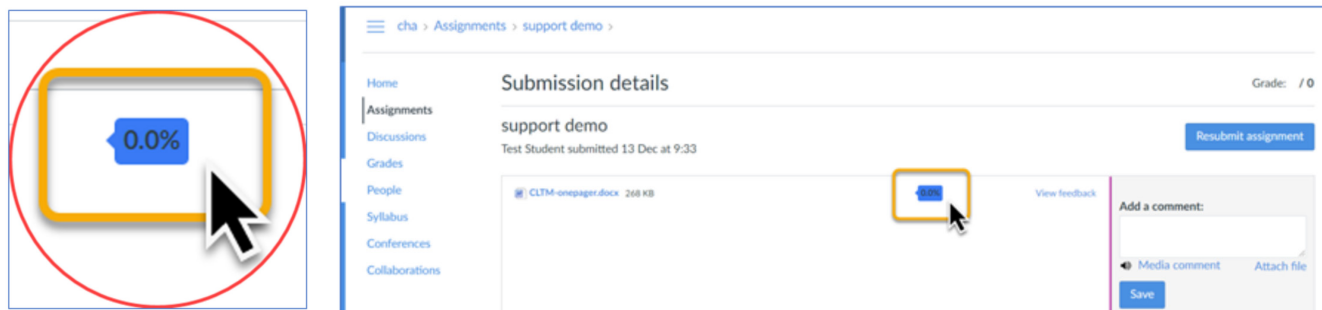
Download CLIM-onepager.docx

Comments: No comments



The 'Submission details' page will open. You will see the file you submitted and the colored tab with a percentage score inside of it.

Select the colored tab to take you to the Ouriginal report in another window.



Note that the percentage is the amount of the text that has been found somewhere else and is NOT an indication of plagiarism.

Further information

The Ouriginal website is a great hub for any other questions you may have. We have a page dedicated to FAQ's, ideas on avoiding self-plagiarism alongside what might constitute plagiarism too, and of course some tips on how to reference/quote.

Please be aware, as a general rule – Ouriginal will look to have all communication re-garding its solution through teachers/school staff – so if there is ever any questions or issues, it's best that your first contact is with your school.

Find more information on www.ouriginal.com or contact us at support@ouriginal.com